



# Track Base Plates



**RAILBETON®**

LEONHARDT & HAAS KG  
BETONWERKE CHEMNITZ

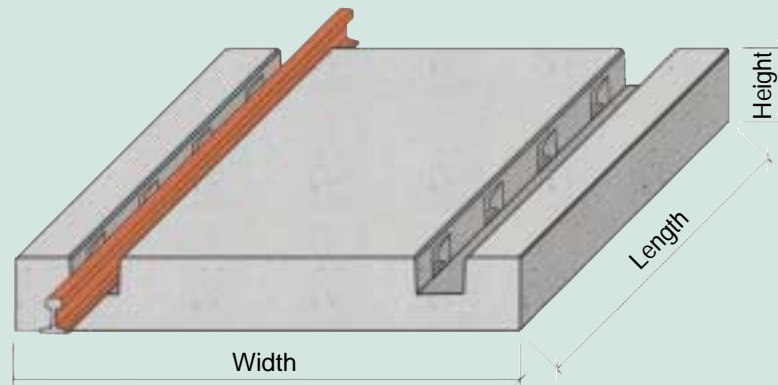


# Track Base Plate GTP 2200/2590

A ready-to-install, quickly usable connection of rail and road.

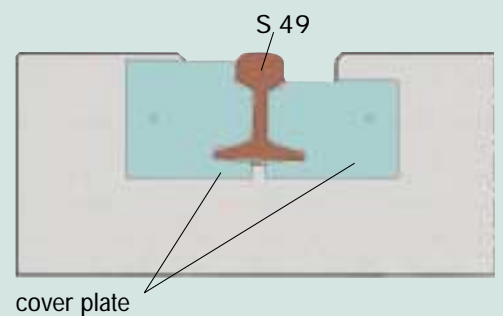
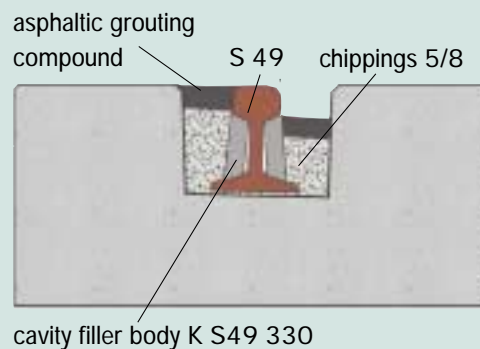


- RAILBETON track base plates can be used for the track types S 49, S 54 and UIC60.
- A special surface provides for a non-skid and anti-slip roadway.
- The use of W-anchorage reduces the number of ducts receiving the track to a minimum.
- The heavy weight of the components guarantees a safe bedding and long life even in dense traffic according to the DIN-Fachbericht 101 and UIC71. Dimensioning for special loads is possible.
- The installation requires short closure times only.
- Site measuring and detailed final planning are done by our in-house design office.
- On request take up wedges, ground connectors, cover plates and lifting tackles for handling can be supplied as system accessories.
- The system has been approved by the Federal Railway Authority (EBA).




Standard sizes:  
 Length 2,590 mm  
 Width 2,200 mm  
 Height 320 mm

Special sizes available on request.



- Grouting of ducts:
- RAILBETON cavity filler bodies
  - chippings 5/8 mm
  - asphaltic grouting compound



### Applications

- Railway crossings for federal trunk roads
- Railway crossings for heavy traffic roads
- Angularly used railway crossings
- Railway crossings for exits/ junctions in sharp bends (rotary movements of heavy trucks)
- large-scale covering in harbours/ on industrial grounds

### Dimensioning

- dimensioned for load arrangement UIC 71 acc. to DS 804/ load arrangement 71 acc. to DIN FB 101
- dimensioned for road use in accordance with DIN FB 101

### Bends

- Suitable for all radii.

### Special designs

- for special loads, such as container stackers „Reach Stacker“ with an admissible wheel load of 620 kN and a component height of 380 mm for rail section S 49/S 54
- for very heavy traffic we recommend edge protectors
- for high surface loads it is possible to use additionally „KORODUR WH-metallic“ with an abrasion of < 3.0 cm/50 cm

### Track drainage systems

If track base plates are installed in longer sections, the surface has to be drained, especially the rut. Rail crossings often pose the same problem of drainage at their ends, when it comes to avoiding wash-outs or silting of the downstream chippings. For such applications RAILBETON provides track drainage systems that are already built into the track base plate. It saves costly sealing and adaptation work, which are necessary when additional cross drains are installed, for example.

### Facing layer using KORODUR

If exposed to shocks and impacts, such as by heavy iron wheel traffic, rolling, hard offloading of sharp-edged workpieces, the surface of the track base plates can be made more wear-resistant by using „KORODUR WH-metallic“. It is a hard metallic material as specified by DIN 1100 – M O/4 for layers exposed to very heavy loads with regard to bending tensile strength with excellent wear resistance properties.

### Properties of KORODUR

- resistant to petrol, mineral oil, solvents
- highly wear resistant also under heaviest loads
- lifting shovel resistant
- frost and road salt resistant
- non-corroding
- no electrostatic charging
- high surface impermeability
- physiologically and ecologically harmless

### Edge protection

If the edges of the track bed are exposed to heavy loads, such as crossing by hard rubber-wheeled vehicles, we recommend edge protection by means of a steel angle iron.



**RAILBETON®**


**LEONHARDT & HAAS KG  
BETONWERKE CHEMNITZ**





LEONHARDT & HAAS KG  
BETONWERKE CHEMNITZ

RAILBETON Leonhardt & Haas KG  
09114 Chemnitz • Fischweg 27  
Phone +49 0371 4725-0  
Telefax +49 0371 4725-100  
info@RAILBETON.de  
www.RAILBETON.de



## Let's build together the roads of the future!

### Precast concrete components for track construction



Our headquarters in **Chemnitz**  
RAILBETON Leonhardt & Haas KG

RAILBETON Leonhardt & Haas KG has been making precast reinforced concrete units for over **70 years**.

As a system provider we fabricate under the brand name **RAILBETON** our own designs and standardized precast units for railbound traffic structures for city and other railways:

- standardized DB precast units (ducts, pits etc.)
- sleepers (gauge ≤ 1 m)
- track cover slabs
- track curbs
- cavity filler bodies
- platform edges (DB, local public transport)
- modular platform system RAILmodul
- tram stop curbs
- surface-mounted guiding systems for the visually impaired
- angular walls
- special-purpose structures etc.

Our experienced consultants and engineers give expert advice when it comes to planning, estimating or at site. Our long years' cooperation with German railroad companies has led to a large number of new developments and customized design solutions. Our in-house design department does the necessary **stress calculations** and takes over **complete planning and design jobs**.

We have the required approvals by the Federal Railway Authority (EBA). Our entire production is monitored by PÜZ Bau GmbH Munich. We were classified by DB AG as **Q1 supplier**. The company is certified and works according to the requirements of **DIN EN ISO 9001:2000**.



We would be pleased to send you our **detailed RAILBETON catalogue**.

